

Financial Highlights
(in thousands of dollars)

	1999-2009	2010 ¹	2011 ⁵	2012	2013	2014	2015	2016	2017	TOTAL
Revenue	\$284,877	\$18,578	\$12,672	\$9,931	\$7,782	\$6,437	\$4,461	\$3,389	\$2,491	\$350,618
Expenses										
Tariffs & research	9352	994	1174	1000	479	234	269	155	144	13801
Collection & enforcement	10368	1284	703	562	344	261	202	232	155	14111
Legal & professional	956	94	82	123	97	42	39	43	48	1524
Distribution	1519	183	208	176	184	173	167	176	177	2963
Administration	4415	609	579	559	507	709	356	250	304	8288
Communications & Govt. relations	2255	664	545	193	15	1	1	68	114	3856
Travel & related	108	15	16	9	7	4	1	2	3	165
Other	169	0	0	67	0	0	0	0	0	236
Amortization	193	6	2	1	1	1	1	1	1	207
Provision for GST	468	86	117	(1230)	(789)	0	0	0	0	(\$1,348)
Net Zero-rating expenses	879	97	133	95	104	69	41	22	16	1456
Total Expenses	\$30,682	\$4,032	\$3,559	\$1,555	\$949	\$1,494	\$1,077	\$949	\$962	\$45,259
Expense/revenue ratio	10.77%	21.7%	28.09%	15.66%	12.19%	23.21%	24.14%	28.0%	38.62%	12.91%
Unrealized Gain(Loss on Investment)^{2,7}	\$1,731	(\$822)	(\$52)	(\$857)						\$0
Available for distribution	\$254,195	\$14,546	\$9,113	\$8,376	\$6,833	\$4,943	\$3,385	\$2,440	\$1,529	\$305,359
		³	⁶	⁸	⁹	¹⁰	¹¹	¹²		
Distribution payments to date⁴	\$294,947									

¹ In 2010, the CPCC collected \$1,015 for prior years.

² Effective January 1, 2007 the CPCC adopted the provisions of the CICA Handbook Section 3855, Financial Instruments - Recognition and Measurement, which addressed the classification, recognition and measurement of financial instruments in the financial statements. Financial instruments are now recorded at fair value and were previously recorded at cost plus accrued interest.

³ The amount available for distribution for 2010 does not include the unrealized loss on investments of \$822.

⁴ This figure is cumulative and reflects distribution of royalties collected for 2000 - 2016.

⁵ In 2011, the CPCC collected \$334 for prior years.

⁶ The amount available for distribution for 2011 does not include the unrealized loss on investments of \$52.

⁷ Effective January 1, 2012, the CPCC adopted the requirements of the Canadian Institute of Chartered Accountant's Handbook and has adopted Canadian Accounting Standards for Not-for-Profit Organizations. In accordance with the provisions of the CICA Handbook, Financial Instruments Section 3856 which addresses the classification, recognition and measurement of financial assets, the CPCC has elected to measure its investment in debt type instruments at amortized cost. Previously, these types of investments were measured at fair value.

⁸ The adjustment of \$857 reflects the change in the treatment of investments outlined in note 7. The amount available for distribution for 2012 does not include the adjustment of \$857.

⁹ In 2013, the CPCC collected \$351 for prior years.

¹⁰ In 2014, the CPCC collected \$426 for prior years.

¹¹ In 2015, the CPCC collected \$7 for prior years.

¹² In 2016 the CPCC collected \$80,601 for prior years.

EXPENSE HIGHLIGHTS

2010 The Private Copying Tariff 2011 was set by the Copyright Board on December 17, 2010.

2011 The interim tariff for 2012 - 2013 was issued by the Copyright Board on December 19, 2011.

2012 Effective January 1, 2012, the CPCC adopted the requirements of the Canadian Institute of Chartered Accountant's Handbook and has adopted Canadian Accounting Standards for Not-for-Profit Organizations. In accordance with the provisions of the CICA Handbook, Financial Instruments Section 3856 which addresses the classification, recognition and measurement of financial assets, the CPCC has elected to measure its investment in debt type instruments at amortized cost. Previously, these types of investments were measured at fair value.

The Canada Revenue Agency (CRA) allowed the CPCC's claim for input tax credits on non-administrative services and refunded \$1,307,902 inclusive of interest.

2013 The CPCC received a GST refund of \$788,619, inclusive of \$60,951 interest, as a result of amendments to the *Exise Tax Act*.

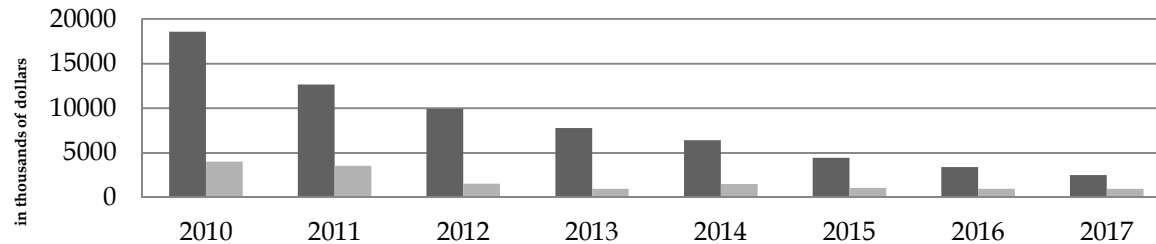
2014 The Private Copying Tariffs 2015 and 2016 were issued by the Copyright Board on December 13, 2014.

2016 The Private Copying Tariff 2017 was set by the Copyright Board on December 17, 2016.

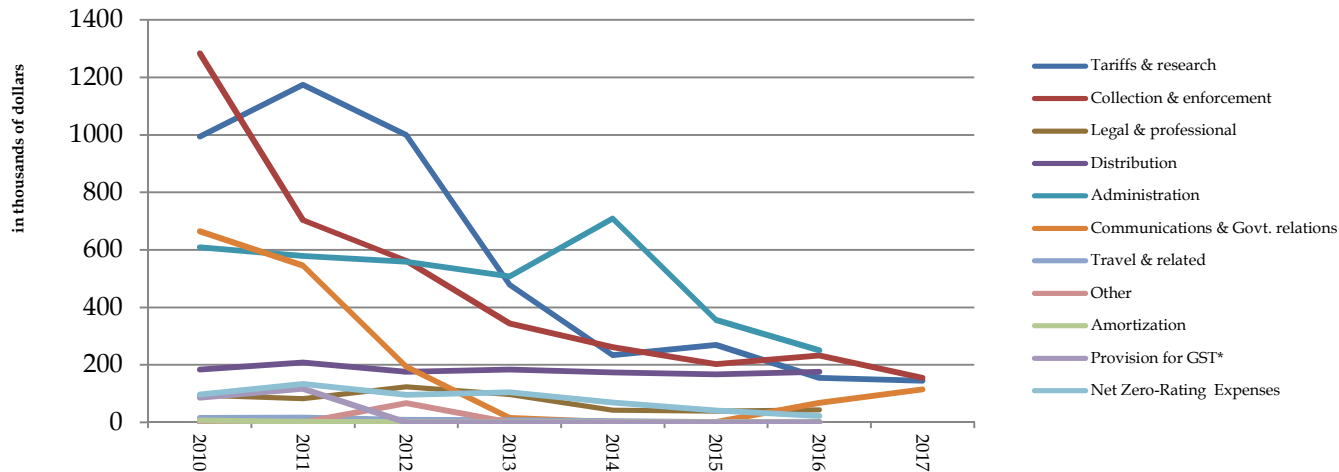
2017 The Private Copying Tariffs 2018 and 2019 were issued by the Copyright Board on December 1, 2017. Costs for the proceeding amortized over the term of the tariffs.

REVENUE & EXPENSES

■ Revenue ■ Expenses



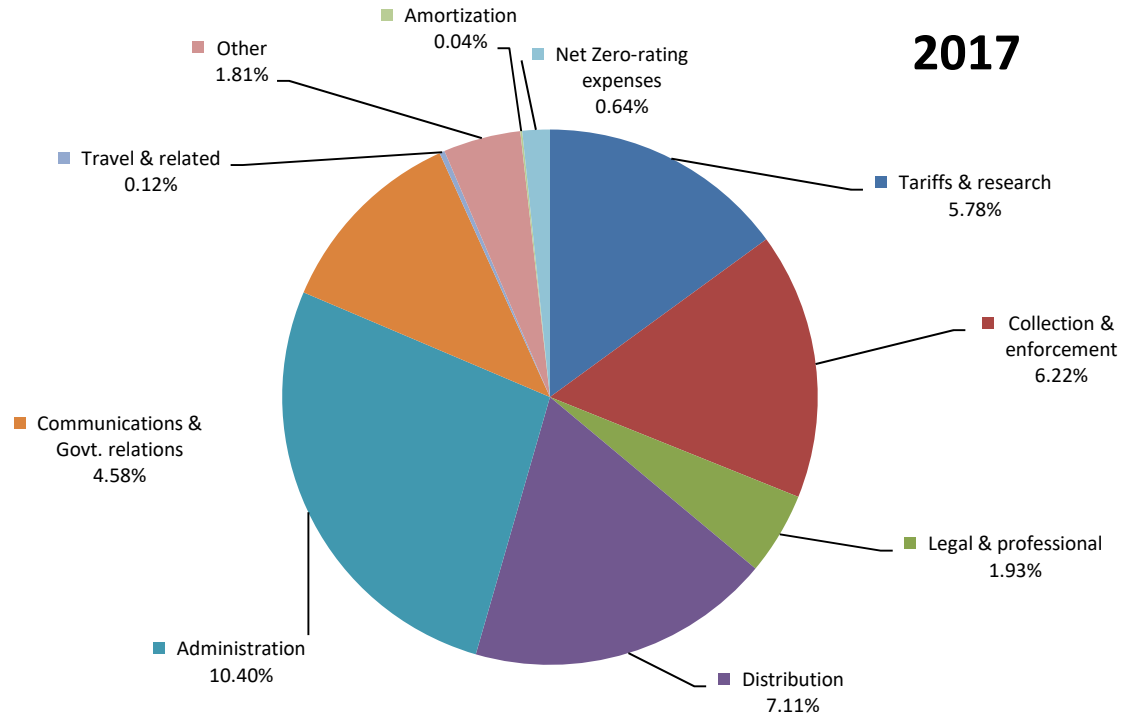
EXPENSES



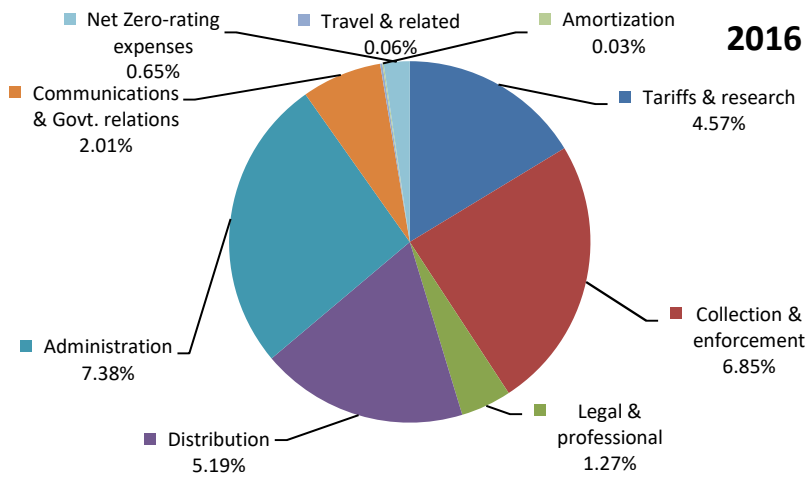
*Negative amounts are shown on the Expenses chart as \$0 for presentation purposes.

Breakdown of Expenses (% of revenue)

2017



2016



2015

